



# ENGLISH MATTERS

P6 PARENTS BRIEFING 2018


# Presentation Outline

- **English Syllabus Overview**
- **Assessment**
  - Exam Format
  - Quick Tips in managing the paper
- **Preparation for PSLE**
  - Moving ahead

# Presentation Outline

- **English Syllabus Overview**
- **Assessment**
  - Exam Format
  - Quick Tips in managing the paper
- **Preparation for PSLE**
  - Learning thus far
  - Moving ahead

# English Language and Literacy Curriculum @ Kellock



## Building 21<sup>st</sup> century competencies

- Critical thinkers/ listeners/
- Confident speakers/Effective communicator
- Self-directed learners

# 2010 EL Syllabus

- <http://www.moe.gov.sg/education/syllabuses/english-language-and-literature/>

## ENGLISH LANGUAGE

- [2001 English Language \(Primary and Secondary\) Syllabus \(608kb .pdf\)](#)
- [2010 English Language \(Primary and Secondary — Express / Normal \(Academic\)\) Syllabus \(2.3Mb .pdf\)](#)
- [2010 English Language \(Primary \(Foundation\) / Secondary Normal \(Technical\)\) Syllabus \(2.0Mb .pdf\)](#)

# Instructional Materials

- STELLAR Readers
- School Based Worksheets and teaching resources
- Listening Comprehension Booklet
- Practice Papers purchased
- Other school papers

# Presentation Outline

- English Syllabus Overview
- **Assessment**
  - Exam Format
  - Quick Tips in managing the paper
- **Preparation for PSLE**
  - Moving ahead

# EXAM FORMAT

PAPER	COMPONENT	MARKS	WEIGHT -ING
1 Writing (1h 10 min)	Situational Writing	15	27.5%
	Continuous Writing	40	
2 Language Use and Comprehension (1 h 50 min)	<u>Booklet A (MCQ):</u>		47.5%
	Grammar	10	
	Vocabulary	5	
	Vocabulary Cloze	5	
	Visual Text Comprehension	8	
	<u>Booklet B (OE):</u>		
	Grammar Cloze	10	
	Editing for Spelling & Grammar	12	
	Comprehension Cloze	15	
	Synthesis / Transformation	10	
Comprehension OE (1- 4m per question)	20		



# EXAM FORMAT

PAPER	COMPONENT	MARKS	WEIGHT-ING
3 Listening Comprehension (Abt 35 min)	Listening Comprehension MCQ	20	10%
4 Oral Communication (Abt 10 min)	Reading Aloud Stimulus-based Conversation	10 20	15%
Total		200	100%

# Quick Tips – Paper 2

## EXAM FORMAT

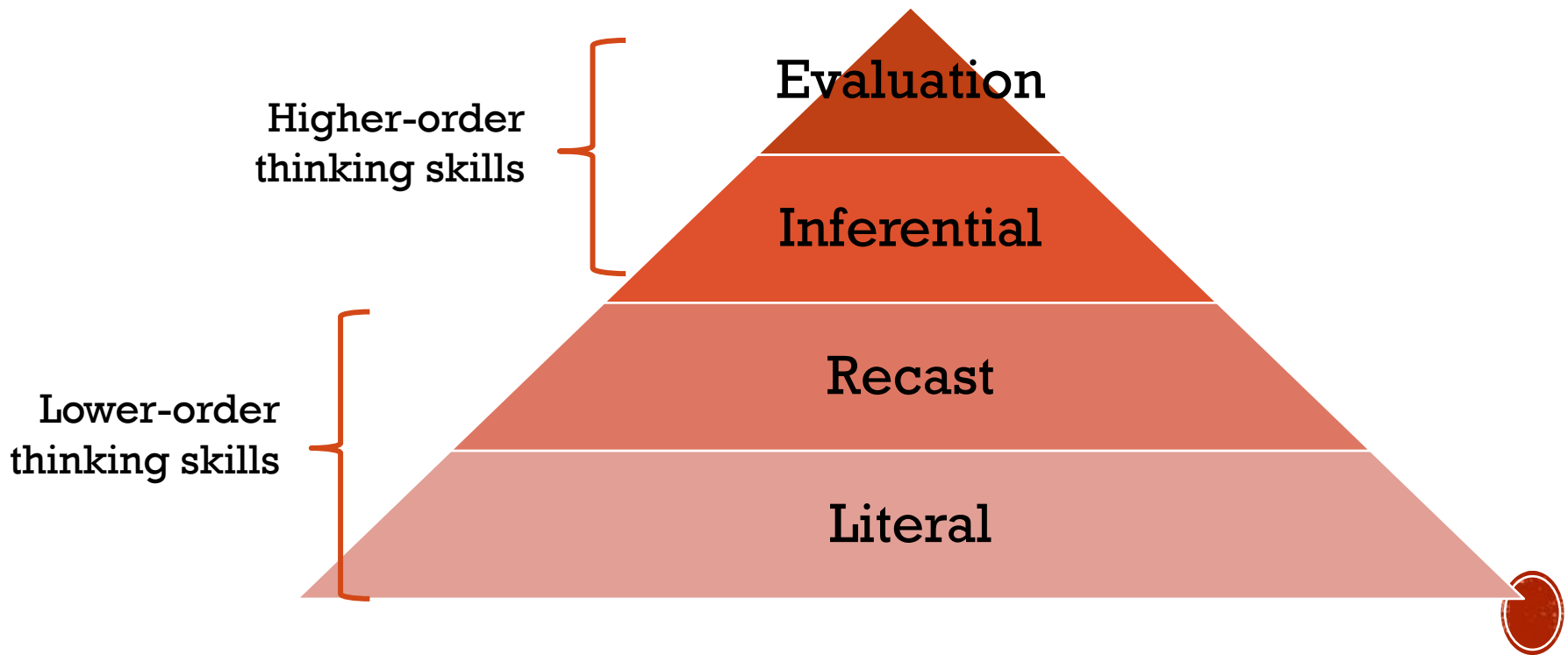
PAPER	COMPONENT	MARKS	WEIGHT -ING
2 Language Use and Comprehension (1 h 50 min)	<u>Booklet A (MCQ):</u>		47.5%
	Grammar	10	
	Vocabulary	5	
	Vocabulary Cloze	5	
	Visual Text Comprehension	8	
	<u>Booklet B (OE):</u>		
	Grammar Cloze	10	
	Editing for Spelling & Grammar	12	
	Comprehension Cloze	15	
	Synthesis / Transformation	10	
Comprehension OE	20		
(1- 4m per question)			

# Quick Tips – Paper 2

- **School-based worksheets targeting each component**
- **Comprehensive set of school-based notes:**
  - Grammar Notes
  - Vocabulary
  - Spelling words (Commonly misspelt words)
- **Strategies taught:**
  - Annotation
  - CUBHi
  - O.R.A. L. E.X.A.M

# TYPES OF COMPREHENSION QUESTIONS

- Reading comprehension skills in the 2010 English Language Syllabus for primary level are mapped to those of Barrett's Taxonomy of Reading Comprehension.



# APPROACH TO DOING COMPREHENSION

## Skimming

Skim passage and/or questions to get a rough idea of the passage.



## Annotation

Read text for understanding.



## CUBHi

Read the questions to know what's required of the answer.



## Scanning

Scan passage for the answer.



Craft and answer the questions.



## S.T.O.P

Check the answer for errors that would distort the meaning.

# SKILLS STUDENTS NEED TO...

## **Read text for understanding:**

- Skimming
- Annotating

## **Tackle the questions:**

- Scanning
- Knowing the types of comprehension questions
- Breaking down the questions (CUBHi)
- Use appropriate answering structures like O.R.A.L
- Editing (S.T.O.P)



# Quick Tips – SBC

## EXAM FORMAT

PAPER	COMPONENT	MARKS	WEIGHT -ING
4 Oral Communication (Abt 10 min)	Reading Aloud Stimulus-based Conversation	10 20	15%

# Quick Tips – SBC

- **Criteria:**

- **Personal Response**

- To provide personal responses to the given topic and to elaborate on your ideas well

- **Clarity of expression**

- To express and articulate oneself clearly in a conversation, with accurate pronunciation and using a wide range of appropriate vocabulary and accurate sentence structures

- **Engagement in conversation**

- To interact by establishing eye contact and smiling



# Approach to Stimulus-based Conversation

## Body Language

I look confident and ready to converse.

## Language (Vocabulary and Sentence Structures)

I use a wide variety of appropriate vocabulary and correct sentence structures.

## Accuracy

I speak clearly and with correct pronunciation.

## Development of Response

I give developed personal responses using thinking structure O.R.A.L. E.X.A.M.

## Engagement

I interact well with my listener and capture his/her attention.

## **B.L.A.D.E**

## **SBC CRITERIA**

### **Development of Response**

Gives personal responses which are well-developed

### **Body Language**

Expresses oneself very clearly and with confidence

### **Language Accuracy**

Uses a wide range of appropriate vocabulary and structures, supported by correct pronunciation

### **Engagement**

Interacts very well and show initiative in introducing ideas

# Quick Tips – SBC

- **Thinking Routine ORAL EXAM**

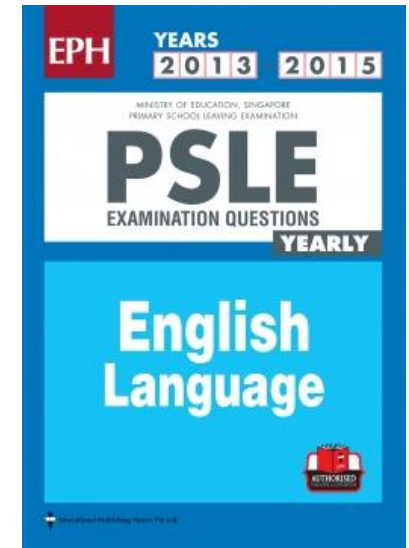
ORAL	EXAM
<p><b>O</b>pinion <b>R</b>elevant Details <b>A</b>dditional Details <b>L</b>ink</p>	<p><b>E</b>xplain topic <b>eX</b>pound with 5W1H <b>A</b>dditional ‘Spice’ <b>iM</b>pact on me/others</p>

# Presentation Outline

- English Syllabus Overview
- Assessment
  - Exam Format
  - Quick Tips in managing the paper
- **Preparation for PSLE**
  - Moving ahead

# Moving Ahead

- Focussed Lessons (June - July)
  - Revision
  - Mastery of Strategies
- PSLE Booklet English
- English Practice Papers
- Small group remediation (January - Sept)
- Supplementary Lessons (on-going)



# Moving Ahead



**KEEP  
CALM  
AND ENJOY  
LEARNING  
ENGLISH**

*Together*  
MAY WE GIVE  
our *children*  
the —  
roots O  
*grow*  
AND THE  
wings  
to *fly*



Mrs Jean Toh

HOD EL

[lim\\_yi\\_jun@moe.edu.sg](mailto:lim_yi_jun@moe.edu.sg)